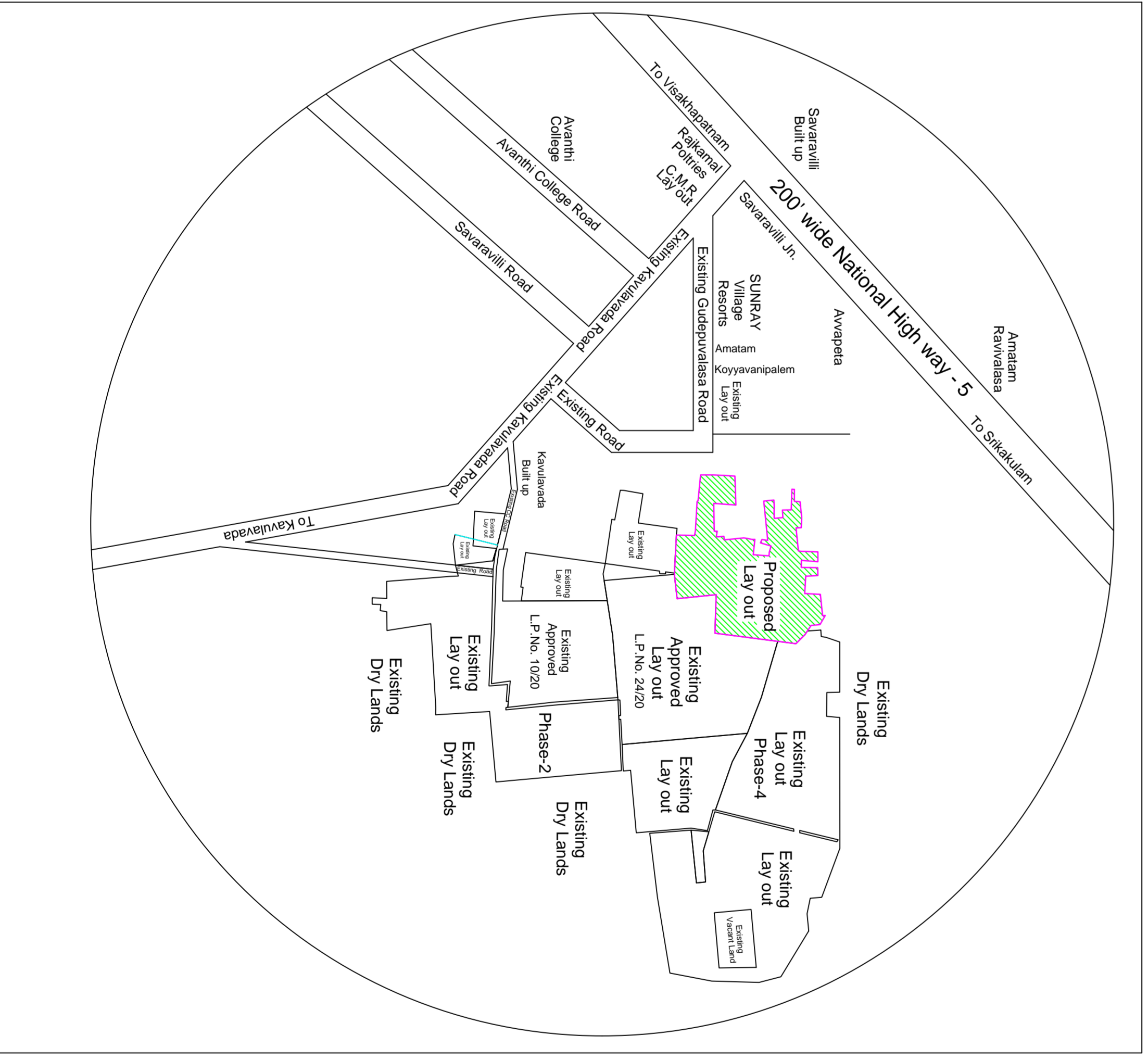
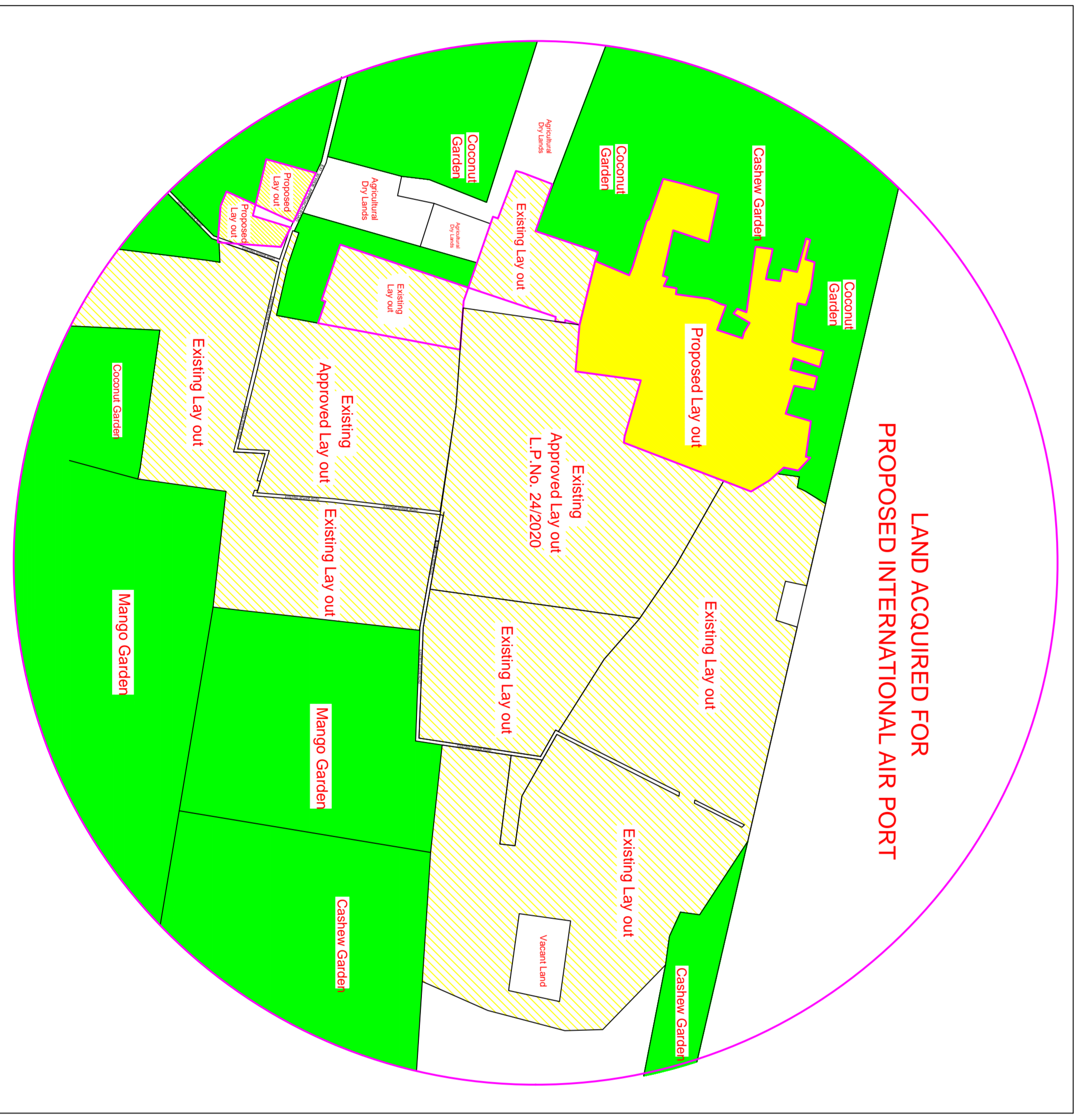
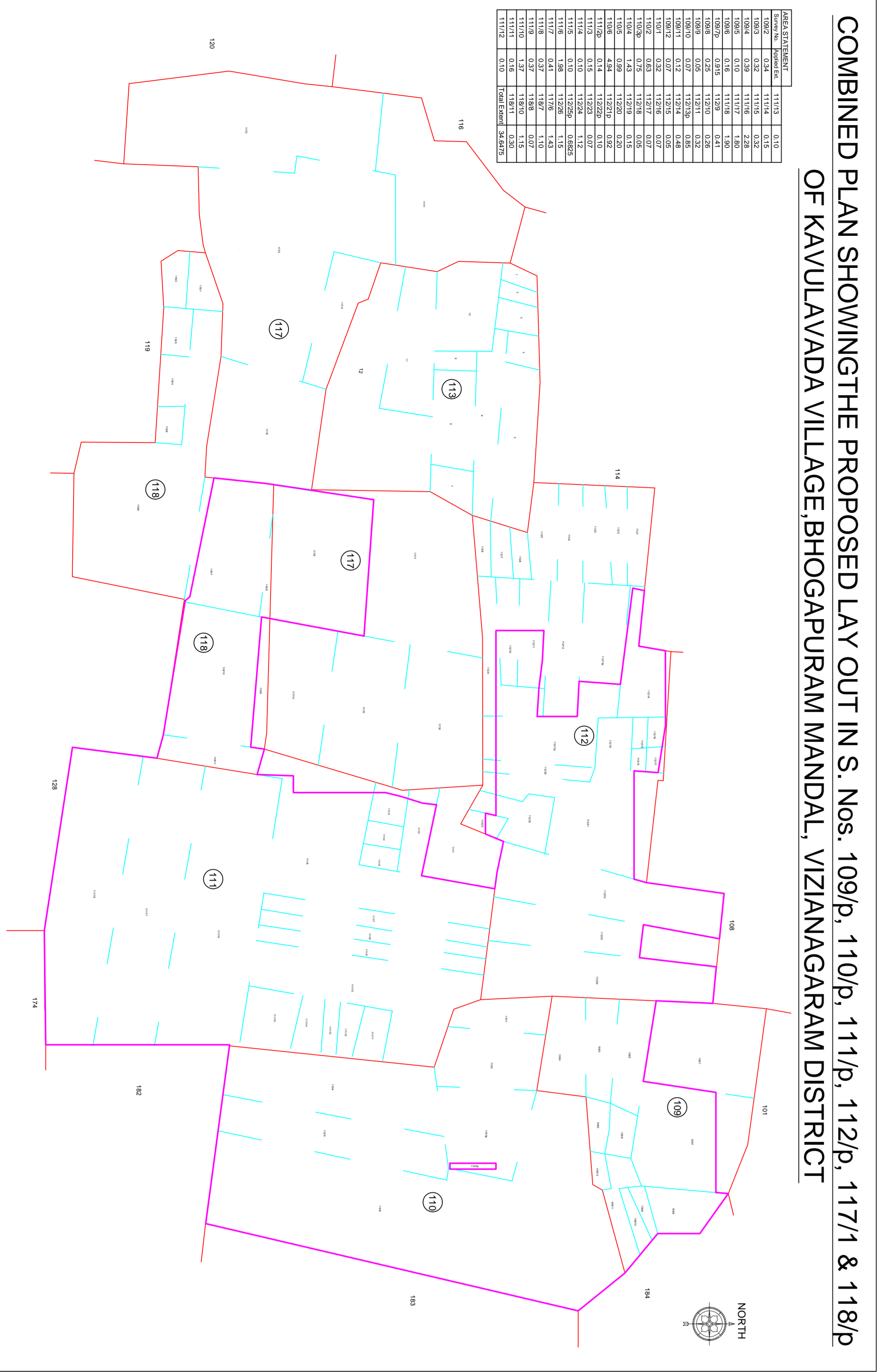




Site Plan
(SCALE 1:800)

File No. 167/0049/LP/VMRDA/2021



Sl. No.	Area (sq. m)	Area (acres)	Total Area (sq. m)	Total Area (acres)
1	10000	2.47	10000	2.47
2	10000	2.47	20000	4.94
3	10000	2.47	30000	7.41
4	10000	2.47	40000	9.88
5	10000	2.47	50000	12.35
6	10000	2.47	60000	14.82
7	10000	2.47	70000	17.29
8	10000	2.47	80000	19.76
9	10000	2.47	90000	22.23
10	10000	2.47	100000	24.70
11	10000	2.47	110000	27.17
12	10000	2.47	120000	29.64
13	10000	2.47	130000	32.11
14	10000	2.47	140000	34.58
15	10000	2.47	150000	37.05
16	10000	2.47	160000	39.52
17	10000	2.47	170000	41.99
18	10000	2.47	180000	44.46
19	10000	2.47	190000	46.93
20	10000	2.47	200000	49.40
21	10000	2.47	210000	51.87
22	10000	2.47	220000	54.34
23	10000	2.47	230000	56.81
24	10000	2.47	240000	59.28
25	10000	2.47	250000	61.75
26	10000	2.47	260000	64.22
27	10000	2.47	270000	66.69
28	10000	2.47	280000	69.16
29	10000	2.47	290000	71.63
30	10000	2.47	300000	74.10
31	10000	2.47	310000	76.57
32	10000	2.47	320000	79.04
33	10000	2.47	330000	81.51
34	10000	2.47	340000	83.98
35	10000	2.47	350000	86.45
36	10000	2.47	360000	88.92
37	10000	2.47	370000	91.39
38	10000	2.47	380000	93.86
39	10000	2.47	390000	96.33
40	10000	2.47	400000	98.80
41	10000	2.47	410000	101.27
42	10000	2.47	420000	103.74
43	10000	2.47	430000	106.21
44	10000	2.47	440000	108.68
45	10000	2.47	450000	111.15
46	10000	2.47	460000	113.62
47	10000	2.47	470000	116.09
48	10000	2.47	480000	118.56
49	10000	2.47	490000	121.03
50	10000	2.47	500000	123.50
51	10000	2.47	510000	125.97
52	10000	2.47	520000	128.44
53	10000	2.47	530000	130.91
54	10000	2.47	540000	133.38
55	10000	2.47	550000	135.85
56	10000	2.47	560000	138.32
57	10000	2.47	570000	140.79
58	10000	2.47	580000	143.26
59	10000	2.47	590000	145.73
60	10000	2.47	600000	148.20
61	10000	2.47	610000	150.67
62	10000	2.47	620000	153.14
63	10000	2.47	630000	155.61
64	10000	2.47	640000	158.08
65	10000	2.47	650000	160.55
66	10000	2.47	660000	163.02
67	10000	2.47	670000	165.49
68	10000	2.47	680000	167.96
69	10000	2.47	690000	170.43
70	10000	2.47	700000	172.90
71	10000	2.47	710000	175.37
72	10000	2.47	720000	177.84
73	10000	2.47	730000	180.31
74	10000	2.47	740000	182.78
75	10000	2.47	750000	185.25
76	10000	2.47	760000	187.72
77	10000	2.47	770000	190.19
78	10000	2.47	780000	192.66
79	10000	2.47	790000	195.13
80	10000	2.47	800000	197.60
81	10000	2.47	810000	200.07
82	10000	2.47	820000	202.54
83	10000	2.47	830000	205.01
84	10000	2.47	840000	207.48
85	10000	2.47	850000	210.00
86	10000	2.47	860000	212.47
87	10000	2.47	870000	214.94
88	10000	2.47	880000	217.41
89	10000	2.47	890000	219.88
90	10000	2.47	900000	222.35
91	10000	2.47	910000	224.82
92	10000	2.47	920000	227.29
93	10000	2.47	930000	229.76
94	10000	2.47	940000	232.23
95	10000	2.47	950000	234.70
96	10000	2.47	960000	237.17
97	10000	2.47	970000	239.64
98	10000	2.47	980000	242.11
99	10000	2.47	990000	244.58
100	10000	2.47	1000000	247.05

COLOUR KEY

Proposed Lay out	Green
Existing Lay out	Yellow
Open Space	Blue
Public Open Space	Light Blue
Water Body	Dark Blue
Highway	Red
Boundary	Black
Other	Grey