

PROJECT TITLE: PISINIKADA VILLAGE, ANAKAPALLE DIST. LAND BELONGS TO - MIS BANGARU BHOOMI DEVELOPERS, Represented by its Managing partner Sh. K.V.V. BALASUBRAMANYAM

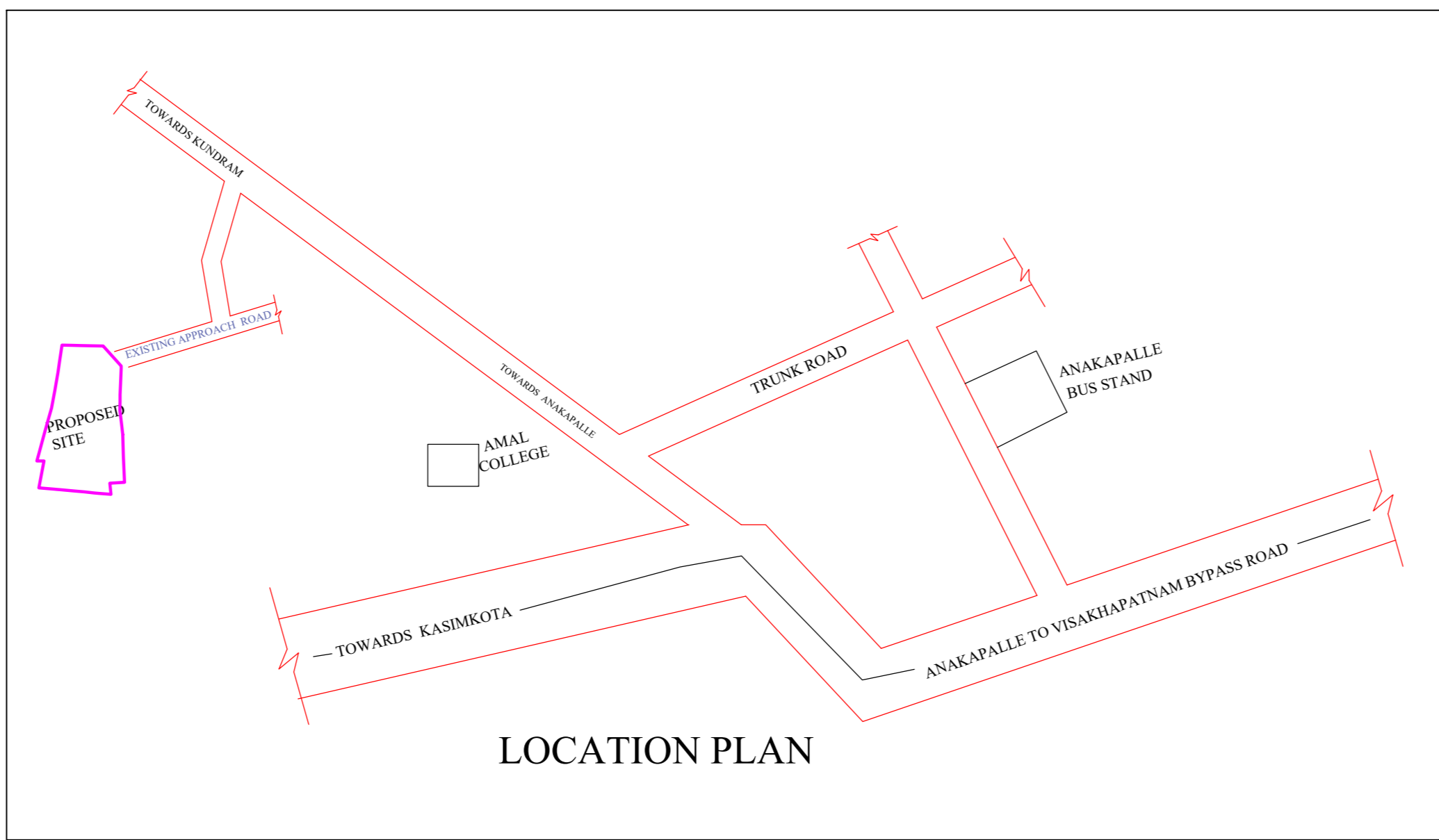
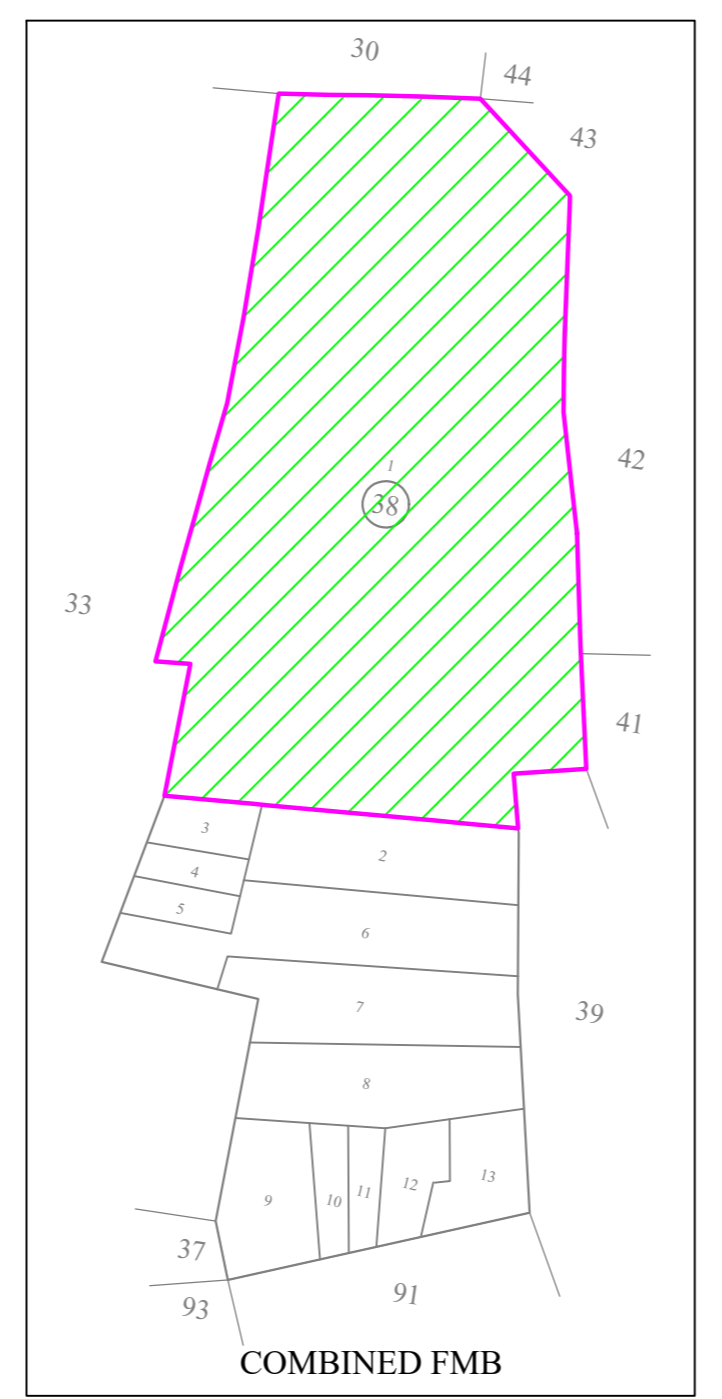
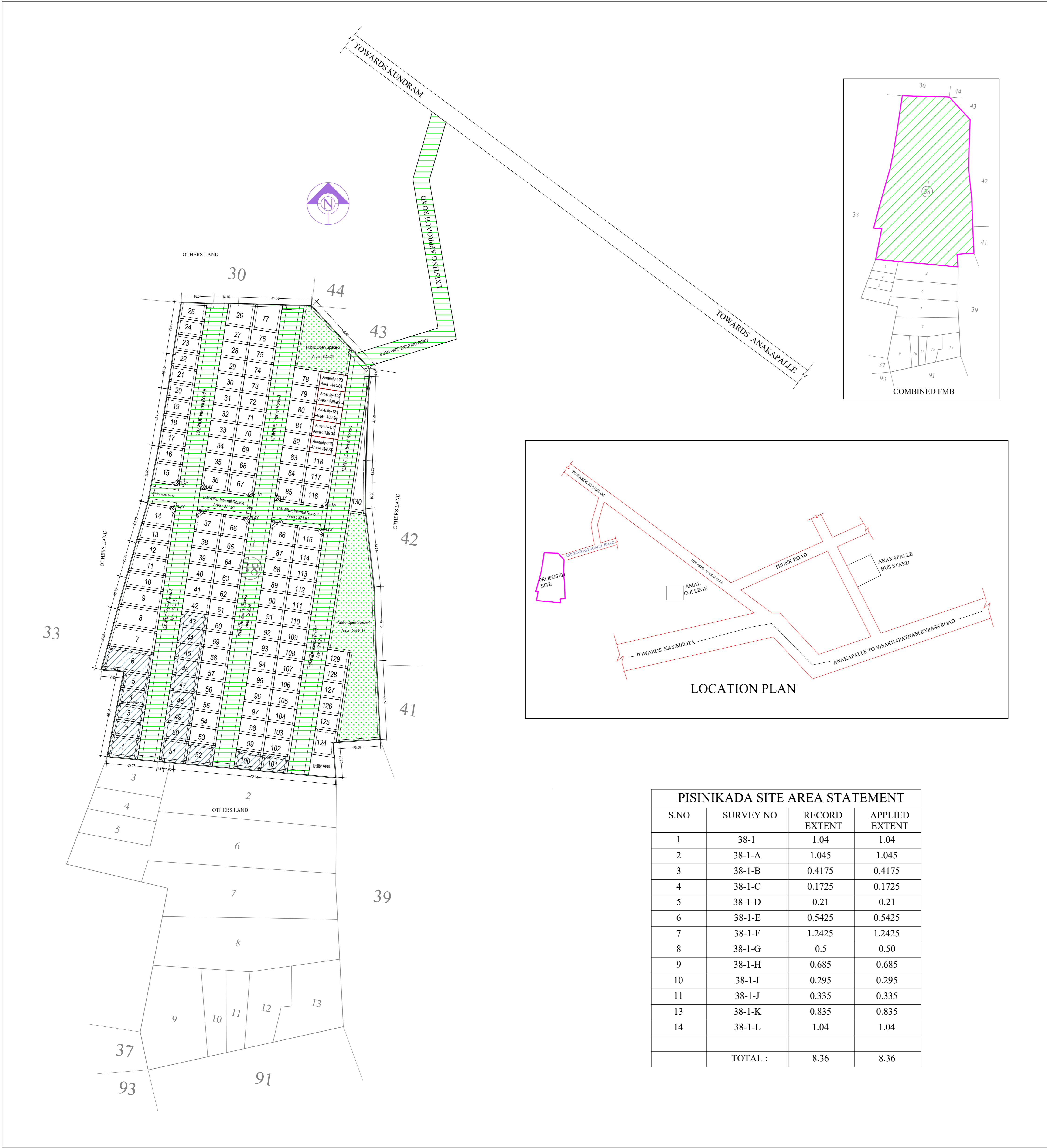
| | | |
|--|--|-------------------------------|
| PROJECT DETAILS | REGION: VISAKHAPATNAM REGION | PLOT USE: Residential |
| Authority: VISAKHAPATNAM METROPOLITAN REGION DEVELOPMENT AUTHORITY | Land Use Zone: Agriculture Zone | |
| TLP No: 1167/0077/LP/MDA/2023 | Main Abutting Road Width: 9 | |
| Application Type: General/Proposed | If Plot is abutting to Highway: No | |
| Project Type: Open Layout | Plot No: NA | |
| Nature of Development: New | Survey No: 381, 381-A, 381-B, 381-C, 381-D, 381-E, 381-F, 381-G, 381-H, 381-I, 381-J, 381-K, 381-L of PISINIKADA VILLAGE, ANAKAPALLE (M), ANAKAPALLE DIST. | |
| SubLocation: NA | Ward: PISINIKADA | |
| Village Name: PISINIKADA | North - | |
| Marginal Ave | South - | |
| Ward: PISINIKADA | East - | |
| | West - | |
| AREA DETAILS | (A) | 50.00 |
| AREA OF PLOT (Minimum) | (B) | 33832.83 |
| NET AREA OF PLOT | (A-Deductions) | 33832.83 |
| Deduction for Balance Plot Area | | |
| Amenity Area | | 701.42 |
| Total | (A-Deductions) | 33131.51 |
| BALANCE AREA OF PLOT | (A-Deductions) | |
| LTP NAME AND SIGNATURE | STRUCTURAL ENG NAME AND SIGNATURE | BUILDER NAME AND SIGNATURE |
| R V S Kiran | | MIS BANGARU BHOOMI DEVELOPERS |
| 16/3/2019-22 | | REG/1167/DEV/0076/2023 |

| Land use analysis/Area distribution (Table 2c) | | | |
|--|-------------------------|---------------------------|---------------|
| Area covered under | Proposed Area in sq. m. | Proposed Area in sq. yds. | Percentage(%) |
| Plotted Area | 19227.43 | 22995.81 | 56.83 |
| Road Area | 10351.47 | 12380.25 | 30.80 |
| Amenity-123 | 144.00 | 172.22 | 0.43 |
| Amenity-122 | 139.35 | 166.67 | 0.41 |
| Amenity-121 | 139.35 | 166.67 | 0.41 |
| Amenity-120 | 139.35 | 166.67 | 0.41 |
| Amenity-119 | 139.35 | 166.67 | 0.41 |
| Public Open Space | 3383.41 | 4046.52 | 10.00 |
| Utility Area | 169.20 | 202.36 | 0.50 |
| Total net layout | 33832.83 | 40463.85 | 100.00 |

| Land Area to Mortgage Details | | |
|-------------------------------|---------------|---------------|
| Name | Ind Plot Name | Ind Plot Area |
| Land Area to Mortgage-3 | 100 | 162.87 |
| | 101 | 149.05 |
| Land Area to Mortgage-2 | 43 | 139.35 |
| | 44 | 139.35 |
| | 45 | 139.35 |
| | 46 | 139.35 |
| | 47 | 139.35 |
| | 48 | 139.35 |
| | 49 | 139.35 |
| | 50 | 139.35 |
| | 51 | 207.55 |
| | 52 | 187.73 |
| Land Area to Mortgage-1 | 1 | 211.58 |
| | 2 | 151.77 |
| | 3 | 143.29 |
| | 4 | 144.63 |
| | 5 | 141.06 |
| | 6 | 365.30 |
| Total | | 2978.57 |

| Mortgage Area Details | | |
|-----------------------|---------|---------------|
| Name | Road | Mortgage Area |
| Land Area to Mortgage | 2884.11 | 2978.57 |

General Conditions
 1. LTP is responsible for any misrepresentation in above aspects.



| PISINIKADA SITE AREA STATEMENT | | | |
|--------------------------------|-----------|---------------|----------------|
| S.NO | SURVEY NO | RECORD EXTENT | APPLIED EXTENT |
| 1 | 38-1 | 1.04 | 1.04 |
| 2 | 38-1-A | 1.045 | 1.045 |
| 3 | 38-1-B | 0.4175 | 0.4175 |
| 4 | 38-1-C | 0.1725 | 0.1725 |
| 5 | 38-1-D | 0.21 | 0.21 |
| 6 | 38-1-E | 0.5425 | 0.5425 |
| 7 | 38-1-F | 1.2425 | 1.2425 |
| 8 | 38-1-G | 0.5 | 0.50 |
| 9 | 38-1-H | 0.685 | 0.685 |
| 10 | 38-1-I | 0.295 | 0.295 |
| 11 | 38-1-J | 0.335 | 0.335 |
| 13 | 38-1-K | 0.835 | 0.835 |
| 14 | 38-1-L | 1.04 | 1.04 |
| TOTAL : | | 8.36 | 8.36 |

| Plot No | Abutting Road | Plot Area | Plot Prop | Plot Width | Plot Depth | Frontage | Prop |
|---------|--------------------------|-----------|-----------|------------|------------|----------|---------------|
| 1 | 12M WIDE Internal Road-5 | 100.00 | 211.58 | 8.00 | 11.89 | - | 17.05 - 11.89 |
| 2 | 12M WIDE Internal Road-5 | 100.00 | 151.77 | 8.00 | 9.14 | - | 16.60 - 9.14 |
| 3 | 12M WIDE Internal Road-5 | 100.00 | 148.20 | 8.00 | 9.14 | - | 16.21 - 9.14 |
| 4 | 12M WIDE Internal Road-5 | 100.00 | 144.63 | 8.00 | 9.14 | - | 15.82 - 9.14 |
| 5 | 12M WIDE Internal Road-5 | 100.00 | 141.06 | 8.00 | 9.14 | - | 15.43 - 9.14 |
| 6 | 12M WIDE Internal Road-5 | 100.00 | 365.30 | 8.00 | 13.19 | - | 27.20 - 13.19 |
| 7 | 12M WIDE Internal Road-5 | 100.00 | 314.61 | 8.00 | 12.19 | - | 25.80 - 12.19 |
| 8 | 12M WIDE Internal Road-5 | 100.00 | 298.18 | 8.00 | 12.19 | - | 24.46 - 12.19 |
| 9 | 12M WIDE Internal Road-5 | 100.00 | 246.26 | 8.00 | 10.66 | - | 23.10 - 10.66 |
| 10 | 12M WIDE Internal Road-5 | 100.00 | 200.22 | 8.00 | 9.14 | - | 21.90 - 9.14 |
| 11 | 12M WIDE Internal Road-5 | 100.00 | 190.01 | 8.00 | 9.14 | - | 20.78 - 9.14 |
| 12 | 12M WIDE Internal Road-5 | 100.00 | 179.78 | 8.00 | 9.14 | - | 19.66 - 9.14 |
| 13 | 12M WIDE Internal Road-5 | 100.00 | 169.01 | 8.00 | 9.14 | - | 18.48 - 9.14 |
| 14 | 12M WIDE Internal Road-5 | 100.00 | 203.74 | 8.00 | 12.19 | - | 17.88 - 12.19 |
| 15 | 12M WIDE Internal Road-5 | 100.00 | 185.36 | 8.00 | 12.81 | - | 15.12 - 37.01 |
| 16 | 12M WIDE Internal Road-5 | 100.00 | 136.65 | 8.00 | 9.14 | - | 15.16 - 9.14 |
| 17 | 12M WIDE Internal Road-5 | 100.00 | 136.77 | 8.00 | 9.14 | - | 14.96 - 9.14 |
| 18 | 12M WIDE Internal Road-5 | 100.00 | 136.79 | 8.00 | 9.14 | - | 14.85 - 9.14 |
| 19 | 12M WIDE Internal Road-5 | 100.00 | 134.82 | 8.00 | 9.14 | - | 14.74 - 9.14 |
| 20 | 12M WIDE Internal Road-5 | 100.00 | 134.00 | 8.00 | 9.14 | - | 14.64 - 9.14 |
| 21 | 12M WIDE Internal Road-5 | 100.00 | 134.17 | 8.00 | 9.14 | - | 14.67 - 9.14 |
| 22 | 12M WIDE Internal Road-5 | 100.00 | 134.50 | 8.00 | 9.14 | - | 14.71 - 9.14 |
| 23 | 12M WIDE Internal Road-5 | 100.00 | 134.38 | 8.00 | 9.14 | - | 14.70 - 9.14 |
| 24 | 12M WIDE Internal Road-5 | 100.00 | 134.11 | 8.00 | 9.14 | - | 14.67 - 9.14 |
| 25 | 12M WIDE Internal Road-5 | 100.00 | 143.29 | 8.00 | 10.70 | - | 14.63 - 10.70 |
| 26 | 12M WIDE Internal Road-5 | 100.00 | 203.51 | 8.00 | 12.34 | - | 15.24 - 12.34 |
| 27 | 12M WIDE Internal Road-5 | 100.00 | 139.35 | 8.00 | 9.14 | - | 15.24 - 9.14 |
| 28 | 12M WIDE Internal Road-5 | 100.00 | 139.35 | 8.00 | 9.14 | - | 15.24 - 9.14 |
| 29 | 12M WIDE Internal Road-5 | 100.00 | 139.35 | 8.00 | 9.14 | - | 15.24 - 9.14 |
| 30 | 12M WIDE Internal Road-5 | 100.00 | 139.35 | 8.00 | 9.14 | - | 15.24 - 9.14 |
| 31 | 12M WIDE Internal Road-5 | 100.00 | 139.35 | 8.00 | 9.14 | - | 15.24 - 9.14 |
| 32 | 12M WIDE Internal Road-5 | 100.00 | 139.35 | 8.00 | 9.14 | - | 15.24 - 9.14 |
| 33 | 12M WIDE Internal Road-5 | 100.00 | 139.35 | 8.00 | 9.14 | - | 15.24 - 9.14 |
| 34 | 12M WIDE Internal Road-5 | 100.00 | 139.35 | 8.00 | 9.14 | - | 15.24 - 9.14 |
| 35 | 12M WIDE Internal Road-5 | 100.00 | 139.35 | 8.00 | 9.14 | - | 15.24 - 9.14 |
| 36 | 12M WIDE Internal Road-1 | 100.00 | 181.31 | 8.00 | 12.24 | - | 12.19 - 12.24 |
| 37 | 12M WIDE Internal Road-1 | 100.00 | 181.31 | 8.00 | 12.24 | - | 12.19 - 12.24 |
| 38 | 12M WIDE Internal Road-5 | 100.00 | 139.35 | 8.00 | 9.14 | - | 15.24 - 9.14 |
| 39 | 12M WIDE Internal Road-5 | 100.00 | 139.35 | 8.00 | 9.14 | - | 15.24 - 9.14 |
| 40 | 12M WIDE Internal Road-5 | 100.00 | 139.35 | 8.00 | 9.14 | - | 15.24 - 9.14 |
| 41 | 12M WIDE Internal Road-5 | 100.00 | 139.35 | 8.00 | 9.14 | - | 15.24 - 9.14 |
| 42 | 12M WIDE Internal Road-5 | 100.00 | 139.35 | 8.00 | 9.14 | - | 15.24 - 9.14 |
| 43 | 12M WIDE Internal Road-5 | 100.00 | 139.35 | 8.00 | 9.14 | - | 15.24 - 9.14 |
| 44 | 12M WIDE Internal Road-5 | 100.00 | 139.35 | 8.00 | 9.14 | - | 15.24 - 9.14 |
| 45 | 12M WIDE Internal Road-5 | 100.00 | 139.35 | 8.00 | 9.14 | - | 15.24 - 9.14 |
| 46 | 12M WIDE Internal Road-5 | 100.00 | 139.35 | 8.00 | 9.14 | - | 15.24 - 9.14 |
| 47 | 12M WIDE Internal Road-5 | 100.00 | 139.35 | 8.00 | 9.14 | - | 15.24 - 9.14 |
| 48 | 12M WIDE Internal Road-5 | 100.00 | 139.35 | 8.00 | 9.14 | - | 15.24 - 9.14 |
| 49 | 12M WIDE Internal Road-5 | 100.00 | 139.35 | 8.00 | 9.14 | - | 15.24 - 9.14 |
| 50 | 12M WIDE Internal Road-5 | 100.00 | 139.35 | 8.00 | 9.14 | - | 15.24 - 9.14 |
| 51 | 12M WIDE Internal Road-5 | 100.00 | 201.55 | 8.00 | 13.68 | - | 15.24 - 13.68 |
| 52 | 12M WIDE Internal Road-3 | 100.00 | 187.73 | 8.00 | 11.87 | - | 15.24 - 11.87 |
| 53 | 12M WIDE Internal Road-5 | 100.00 | 139.35 | 8.00 | 9.14 | - | 15.24 - 9.14 |
| 54 | 12M WIDE Internal Road-5 | 100.00 | 139.35 | 8.00 | 9.14 | - | 15.24 - 9.14 |
| 55 | 12M WIDE Internal Road-5 | 100.00 | 139.35 | 8.00 | 9.14 | - | 15.24 - 9.14 |
| 56 | 12M WIDE Internal Road-3 | 100.00 | 139.35 | 8.00 | 9.14 | - | 15.24 - 9.14 |
| 57 | 12M WIDE Internal Road-3 | 100.00 | 139.35 | 8.00 | 9.14 | - | 15.24 - 9.14 |
| 58 | 12M WIDE Internal Road-3 | 100.00 | 139.35 | 8.00 | 9.14 | - | 15.24 - 9.14 |
| 59 | 12M WIDE Internal Road-3 | 100.00 | 139.35 | 8.00 | 9.14 | - | 15.24 - 9.14 |
| 60 | 12M WIDE Internal Road-3 | 100.00 | 139.35 | 8.00 | 9.14 | - | 15.24 - 9.14 |
| 61 | 12M WIDE Internal Road-3 | 100.00 | 139.35 | 8.00 | 9.14 | - | 15.24 - 9.14 |
| 62 | 12M WIDE Internal Road-3 | 100.00 | 139.35 | 8.00 | 9.14 | - | 15.24 - 9.14 |
| 63 | 12M WIDE Internal Road-3 | 100.00 | 139.35 | 8.00 | 9.14 | - | 15.24 - 9.14 |
| 64 | 12M WIDE Internal Road-3 | 100.00 | 139.35 | 8.00 | 9.14 | - | 15.24 - 9.14 |
| 65 | 12M WIDE Internal Road-3 | 100.00 | 139.35 | 8.00 | 9.14 | - | 15.24 - 9.14 |
| 66 | 12M WIDE Internal Road-3 | 100.00 | 181.31 | 8.00 | 12.24 | - | 12.19 - 9.19 |
| 67 | 12M WIDE Internal Road-3 | 100.00 | 181.31 | 8.00 | 12.24 | - | 12.19 - 9.19 |

| Plot No | Abutting Road | Plot Area | Plot Prop | Plot Width | Plot Depth | Frontage | Prop |
|---------|--------------------------|-----------|-----------|------------|------------|----------|---------------|
| 68 | 12M WIDE Internal Road-3 | 100.00 | 139.35 | 8.00 | 9.14 | - | 15.24 - 9.14 |
| 69 | 12M WIDE Internal Road-3 | 100.00 | 139.35 | 8.00 | 9.14 | - | 15.24 - 9.14 |
| 70 | 12M WIDE Internal Road-3 | 100.00 | 139.35 | 8.00 | 9.14 | - | 15.24 - 9.14 |
| 71 | 12M WIDE Internal Road-3 | 100.00 | 139.35 | 8.00 | 9.14 | - | 15.24 - 9.14 |
| 72 | 12M WIDE Internal Road-3 | 100.00 | 139.35 | 8.00 | 9.14 | - | 15.24 - 9.14 |
| 73 | 12M WIDE Internal Road-3 | 100.00 | 139.35 | 8.00 | 9.14 | - | 15.24 - 9.14 |
| 74 | 12M WIDE Internal Road-3 | 100.00 | 139.35 | 8.00 | 9.14 | - | 15.24 - 9.14 |
| 75 | 12M WIDE Internal Road-3 | 100.00 | 139.35 | 8.00 | 9.14 | - | 15.24 - 9.14 |
| 76 | 12M WIDE Internal Road-3 | 100.00 | 139.35 | 8.00 | 9.14 | - | 15.24 - 9.14 |
| 77 | 12M WIDE Internal Road-3 | 100.00 | 232.34 | 8.00 | 16.18 | - | 15.24 - 16.18 |
| 78 | 12M WIDE Internal Road-3 | 100.00 | 144.00 | 8.00 | 9.45 | - | 15.24 - 9.45 |
| 79 | 12M WIDE Internal Road-3 | 100.00 | 139.35 | 8.00 | 9.14 | - | 15.24 - 9.14 |
| 80 | 12M WIDE Internal Road-3 | 100.00 | 139.35 | 8.00 | 9.14 | - | 15.24 - 9.14 |
| 81 | 12M WIDE Internal Road-3 | 100.00 | 139.35 | 8.00 | 9.14 | - | 15.24 - 9.14 |
| 82 | 12M WIDE Internal Road-3 | 100.00 | 139.35 | 8.00 | 9.14 | - | 15.24 - 9.14 |
| 83 | 12M WIDE Internal Road-3 | 100.00 | 139.35 | 8.00 | 9.14 | - | 15.24 - 9.14 |
| 84 | 12M WIDE Internal Road-3 | 100.00 | 139.35 | 8.00 | 9.14 | - | 15.24 - 9.14 |
| 85 | 12M WIDE Internal Road-3 | 100.00 | 181.31 | 8.00 | 12.24 | - | 12.19 - 9.19 |
| 86 | 12M WIDE Internal Road-3 | 100.00 | 181.31 | 8.00 | 12.24 | - | 12.19 - 9.19 |
| 87 | 12M WIDE Internal Road-3 | 100.00 | 139.35 | 8.00 | 9.14 | - | 15.24 - 9.14 |
| 88 | 12M WIDE Internal Road-3 | 100.00 | 139.35 | 8.00 | 9.14 | - | 15.24 - 9.14 |
| 89 | 12M WIDE Internal Road-3 | 100.00 | 139.35 | 8.00 | 9.14 | - | 15.24 - 9.14 |
| 90 | 12M WIDE Internal Road-3 | 100.00 | 139.35 | 8.00 | 9.14 | - | 15.24 - 9.14 |
| 91 | 12M WIDE Internal Road-3 | 100.00 | 139.35 | 8.00 | 9.14 | - | 15.24 - 9.14 |
| 92 | 12M WIDE Internal Road-3 | 100.00 | 139.35 | 8.00 | 9.14 | - | 15.24 - 9.14 |
| 93 | 12M WIDE Internal Road-3 | 100.00 | 139.35 | 8.00 | 9.14 | - | 15.24 - 9.14 |
| 94 | 12M WIDE Internal Road-3 | 100.00 | 139.35 | 8.00 | 9.14 | - | 15.24 - 9.14 |
| 95 | 12M WIDE Internal Road-3 | 100.00 | 139.35 | 8.00 | 9.14 | - | 15.24 - 9.14 |
| 96 | 12M WIDE Internal Road-3 | 100.00 | 139.35 | 8.00 | 9.14 | - | 15.24 - 9.14 |
| 97 | 12M WIDE Internal Road-3 | 100.00 | 139.35 | 8.00 | 9.14 | - | 15.2 |