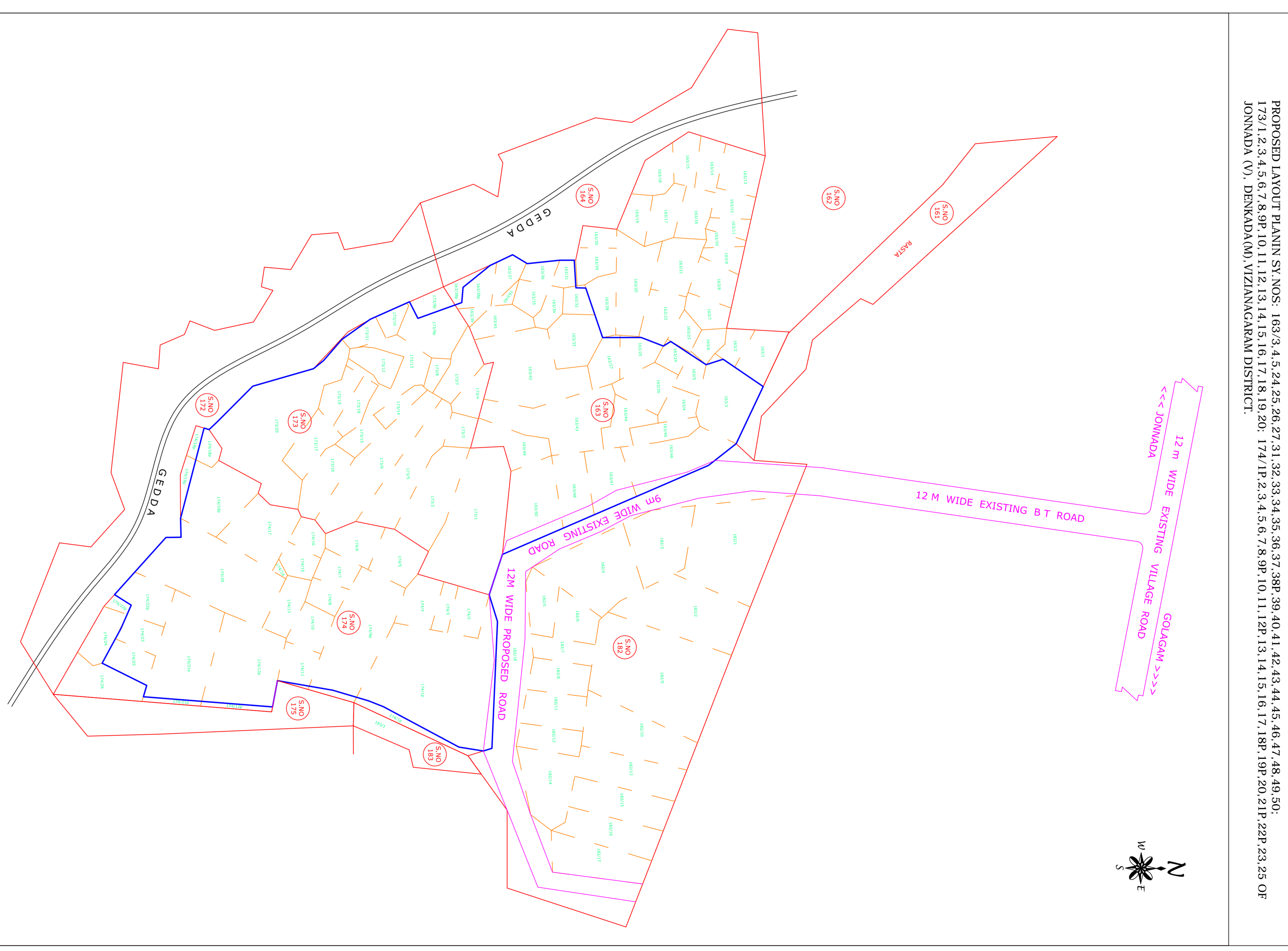

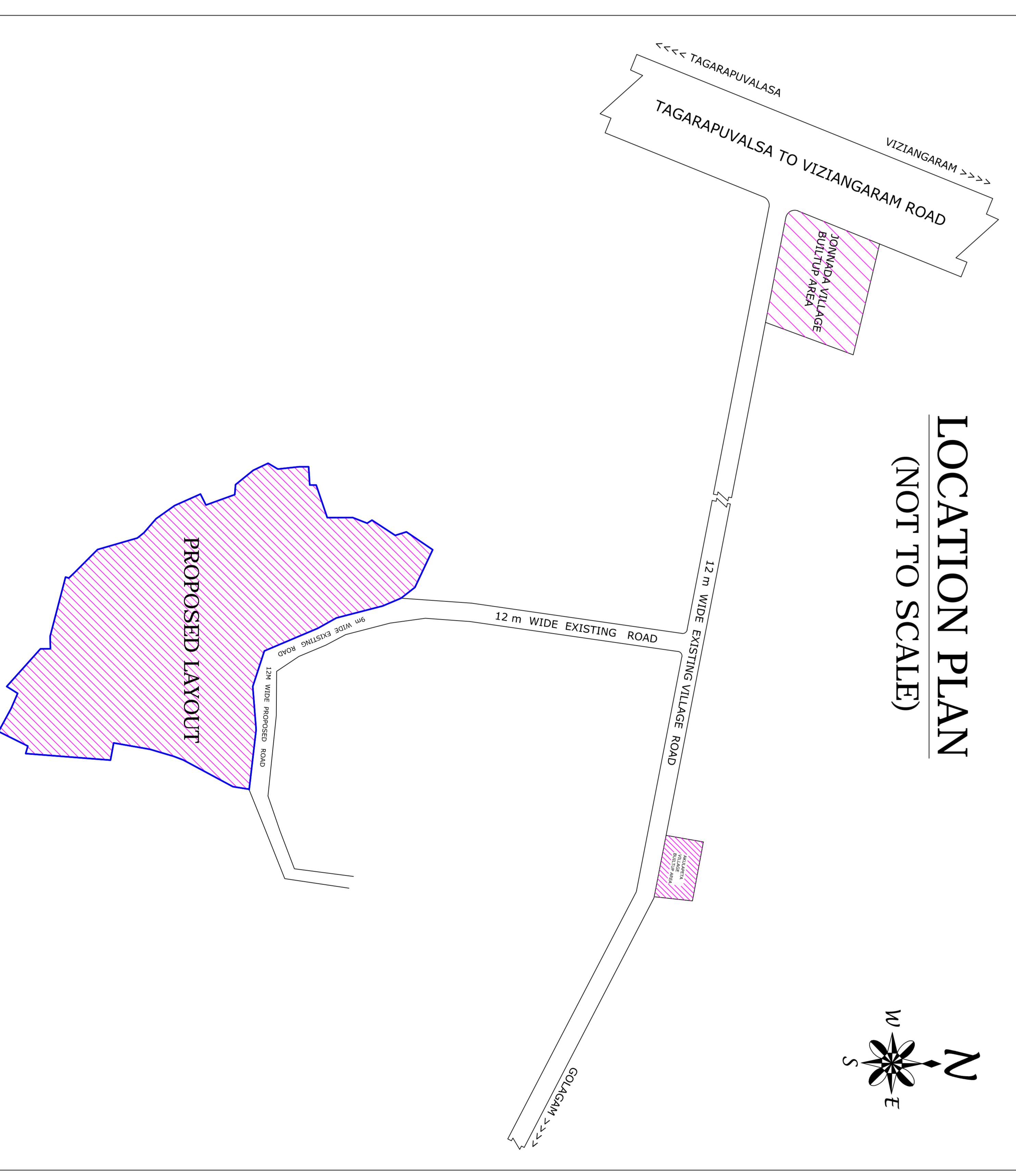






LAYOUT PLAN  
(Scale - 1:500)




LOCATION PLAN  
(NOT TO SCALE)



LOCATION PLAN  
(NOT TO SCALE)



PROPOSED LAYOUT PLAN SY. NO. 163-3, 163-4, 163-5, 163-6, 163-7, 163-8, 163-9, 163-10, 163-11, 163-12, 163-13, 163-14, 163-15, 163-16, 163-17, 163-18, 163-19, 163-20, 163-21, 163-22, 163-23, 163-24, 163-25, 163-26, 163-27, 163-28, 163-29, 163-30, 163-31, 163-32, 163-33, 163-34, 163-35, 163-36, 163-37, 163-38, 163-39, 163-40, 163-41, 163-42, 163-43, 163-44, 163-45, 163-46, 163-47, 163-48, 163-49, 163-50, 163-51, 163-52, 163-53, 163-54, 163-55, 163-56, 163-57, 163-58, 163-59, 163-60, 163-61, 163-62, 163-63, 163-64, 163-65, 163-66, 163-67, 163-68, 163-69, 163-70, 163-71, 163-72, 163-73, 163-74, 163-75, 163-76, 163-77, 163-78, 163-79, 163-80, 163-81, 163-82, 163-83, 163-84, 163-85, 163-86, 163-87, 163-88, 163-89, 163-90, 163-91, 163-92, 163-93, 163-94, 163-95, 163-96, 163-97, 163-98, 163-99, 163-100



AREA STATEMENT	
Sy. No.	Extent Sq. Mts.
163-3	607.05
163-4	161.88
163-5	202.35
163-24	80.94
163-25	283.29
163-26	364.23
163-27	323.76
163-31	161.88
163-32	161.88
163-33	404.70
163-34	161.88
163-35	202.35
163-36	161.88
163-37	202.35
163-38	242.82
163-39	404.70
163-40	404.70
163-49	404.70
163-50	647.52
173-1	1254.57
173-2	647.52
173-3	202.35
173-4	202.35
173-5	768.93
173-6	890.94
173-7	283.29
173-8	80.94
173-9P	564.28
173-10	80.94
173-11	161.88
173-12	242.82
173-13	485.64
173-14	161.88
173-15	161.88
173-16	404.70
173-17	323.76
173-18	202.35
173-19	202.35
173-20	1618.80
174-1	2144.91
174-2	303.55
174-3	202.35
174-4	321.41
174-5	404.70
174-6	364.23
174-7	202.35
174-8	202.35
174-9P	1092.69
174-10	242.82
174-11	202.35
174-13	1011.75
174-14	202.35
174-15	202.35
174-16	161.88
174-17	687.99
174-18P	121.41
174-19P	728.46
174-20	1456.92
174-21P	1173.63
174-22P	445.17
174-23	242.82
174-25	242.82
<b>TOTAL</b>	<b>31503.60</b>

AREA STATEMENT	
Sy. No.	Extent Sq. Mts.
163-3	607.05
163-4	161.88
163-5	202.35
163-24	80.94
163-25	283.29
163-26	364.23
163-27	323.76
163-31	161.88
163-32	161.88
163-33	404.70
163-34	161.88
163-35	202.35
163-36	161.88
163-37	202.35
163-38	242.82
163-39	404.70
163-40	404.70
163-49	404.70
163-50	647.52
173-1	1254.57
173-2	647.52
173-3	202.35
173-4	202.35
173-5	768.93
173-6	890.94
173-7	283.29
173-8	80.94
173-9P	564.28
173-10	80.94
173-11	161.88
173-12	242.82
173-13	485.64
173-14	161.88
173-15	161.88
173-16	404.70
173-17	323.76
173-18	202.35
173-19	202.35
173-20	1618.80
174-1	2144.91
174-2	303.55
174-3	202.35
174-4	321.41
174-5	404.70
174-6	364.23
174-7	202.35
174-8	202.35
174-9P	1092.69
174-10	242.82
174-11	202.35
174-13	1011.75
174-14	202.35
174-15	202.35
174-16	161.88
174-17	687.99
174-18P	121.41
174-19P	728.46
174-20	1456.92
174-21P	1173.63
174-22P	445.17
174-23	242.82
174-25	242.82
<b>TOTAL</b>	<b>31503.60</b>

AREA STATEMENT	
Sy. No.	Extent Sq. Mts.
163-3	607.05
163-4	161.88
163-5	202.35
163-24	80.94
163-25	283.29
163-26	364.23
163-27	323.76
163-31	161.88
163-32	161.88
163-33	404.70
163-34	161.88
163-35	202.35
163-36	161.88
163-37	202.35
163-38	242.82
163-39	404.70
163-40	404.70
163-49	404.70
163-50	647.52
173-1	1254.57
173-2	647.52
173-3	202.35
173-4	202.35
173-5	768.93
173-6	890.94
173-7	283.29
173-8	80.94
173-9P	564.28
173-10	80.94
173-11	161.88
173-12	242.82
173-13	485.64
173-14	161.88
173-15	161.88
173-16	404.70
173-17	323.76
173-18	202.35
173-19	202.35
173-20	1618.80
174-1	2144.91
174-2	303.55
174-3	202.35
174-4	321.41
174-5	404.70
174-6	364.23
174-7	202.35
174-8	202.35
174-9P	1092.69
174-10	242.82
174-11	202.35
174-13	1011.75
174-14	202.35
174-15	202.35
174-16	161.88
174-17	687.99
174-18P	121.41
174-19P	728.46
174-20	1456.92
174-21P	1173.63
174-22P	445.17
174-23	242.82
174-25	242.82
<b>TOTAL</b>	<b>31503.60</b>

