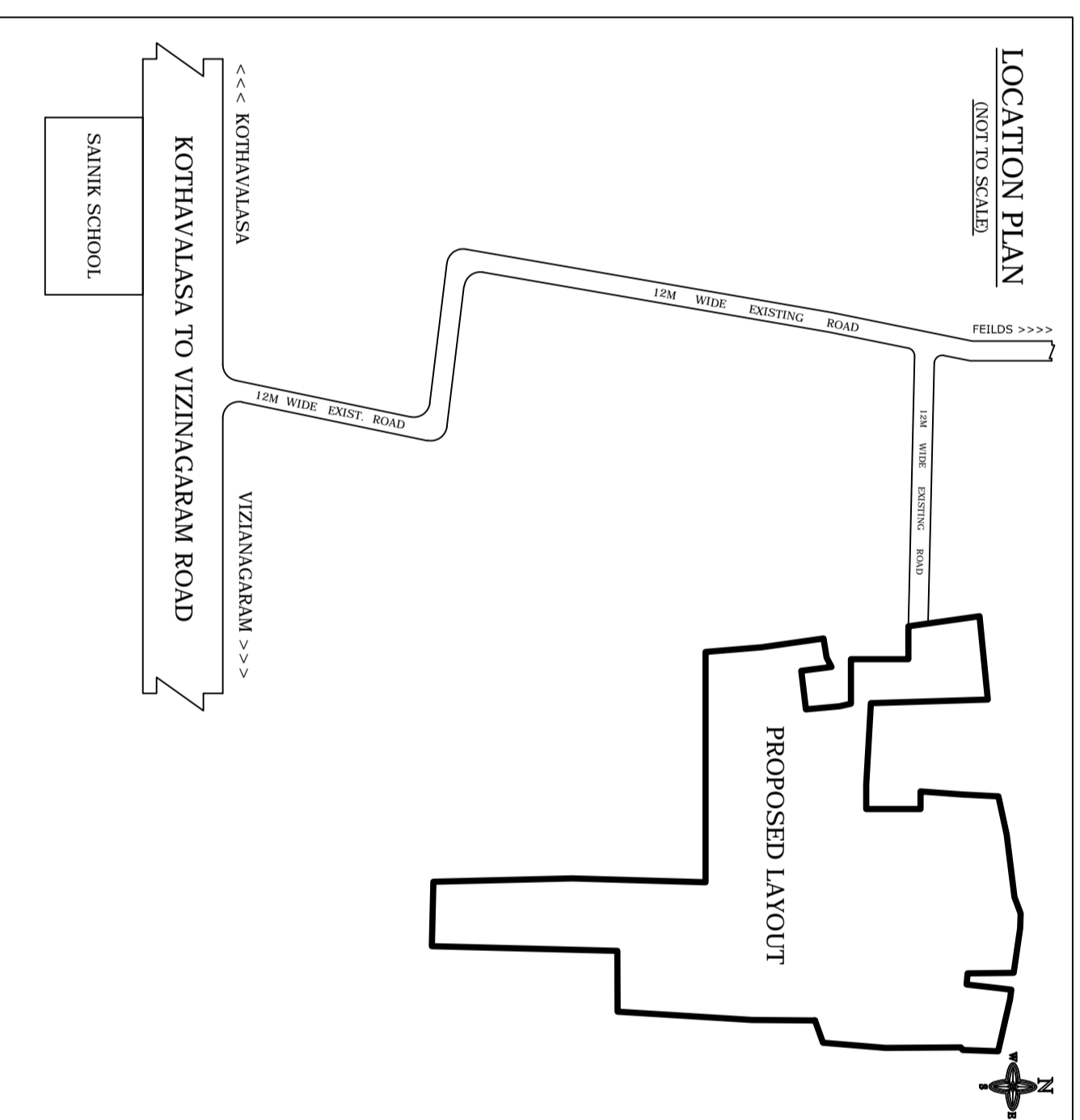
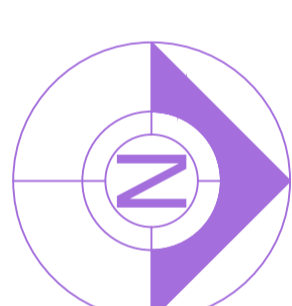
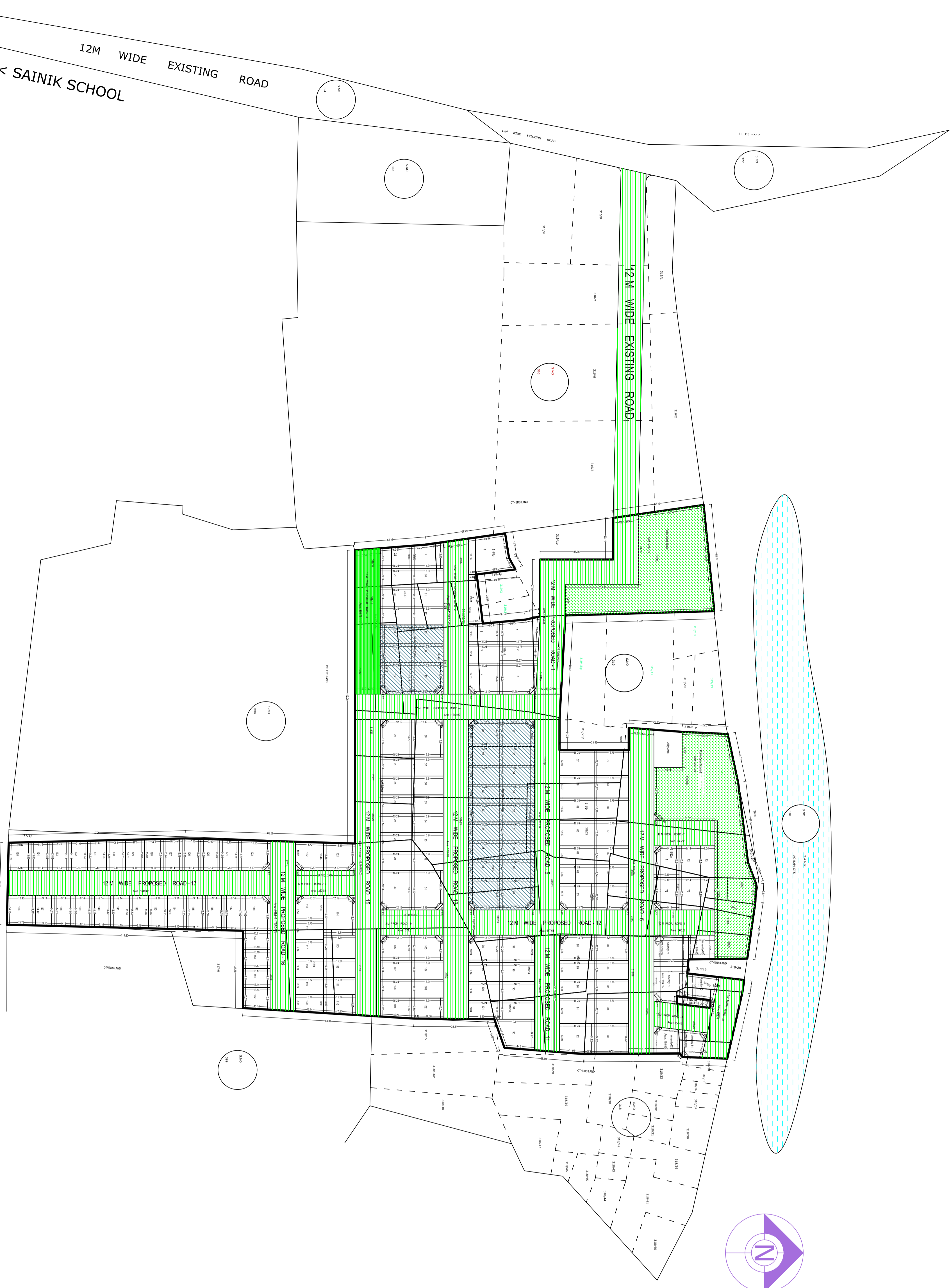


LAYOUT PLAN

(Scale - 1:1000)



Plot No.	Area (sq. m)	Proposed Area (sq. m)	Setback (m)	Frontage (m)	Depth (m)	Area Ratio
1	100.0	225.0	8.0	13.8	19.9	1.34
2	100.0	198.4	8.0	9.6	18.9	1.16
3	100.0	264.29	8.0	14.28	19.8	1.43
4	100.0	193.5	8.0	12.9	15.8	1.21
5	100.0	193.5	8.0	9.4	15.2	1.14
6	100.0	155.1	8.0	9.96	15.2	0.96
7	100.0	123.12	8.0	23.81	5.55	2.81
8	100.0	31.61	8.0	17.9	1.83	1.19
9	100.0	171.2	8.0	12.93	15.2	1.23
10	100.0	193.5	8.0	9.4	15.2	1.14
11	100.0	193.5	8.0	9.4	15.2	1.14
12	100.0	193.5	8.0	9.4	15.2	1.14
13	100.0	193.5	8.0	9.4	15.2	1.14
14	100.0	193.5	8.0	9.4	15.2	1.14
15	100.0	227.61	8.0	12.9	15.2	1.29
16	100.0	227.61	8.0	12.9	15.2	1.29
17	100.0	193.5	8.0	9.4	15.2	1.14
18	100.0	193.5	8.0	9.4	15.2	1.14
19	100.0	193.5	8.0	9.4	15.2	1.14
20	100.0	193.5	8.0	9.4	15.2	1.14
21	100.0	193.5	8.0	9.4	15.2	1.14
22	100.0	193.5	8.0	9.4	15.2	1.14
23	100.0	241.5	8.0	15.24	15.2	1.52
24	100.0	193.5	8.0	9.4	15.2	1.14
25	100.0	193.5	8.0	9.4	15.2	1.14
26	100.0	193.5	8.0	9.4	15.2	1.14
27	100.0	193.5	8.0	9.4	15.2	1.14
28	100.0	193.5	8.0	9.4	15.2	1.14
29	100.0	193.5	8.0	9.4	15.2	1.14
30	100.0	287.4	8.0	15.24	15.2	1.52
31	100.0	287.4	8.0	15.24	15.2	1.52
32	100.0	193.5	8.0	9.4	15.2	1.14
33	100.0	193.5	8.0	9.4	15.2	1.14
34	100.0	193.5	8.0	9.4	15.2	1.14
35	100.0	193.5	8.0	9.4	15.2	1.14
36	100.0	193.5	8.0	9.4	15.2	1.14
37	100.0	193.5	8.0	9.4	15.2	1.14
38	100.0	193.5	8.0	9.4	15.2	1.14
39	100.0	193.5	8.0	9.4	15.2	1.14
40	100.0	193.5	8.0	9.4	15.2	1.14
41	100.0	193.5	8.0	9.4	15.2	1.14
42	100.0	193.5	8.0	9.4	15.2	1.14
43	100.0	193.5	8.0	9.4	15.2	1.14
44	100.0	193.5	8.0	9.4	15.2	1.14
45	100.0	193.5	8.0	9.4	15.2	1.14
46	100.0	193.5	8.0	9.4	15.2	1.14
47	100.0	227.61	8.0	12.9	15.2	1.29
48	100.0	227.61	8.0	12.9	15.2	1.29
49	100.0	193.5	8.0	9.4	15.2	1.14
50	100.0	193.5	8.0	9.4	15.2	1.14
51	100.0	193.5	8.0	9.4	15.2	1.14
52	100.0	193.5	8.0	9.4	15.2	1.14
53	100.0	193.5	8.0	9.4	15.2	1.14
54	100.0	193.5	8.0	9.4	15.2	1.14
55	100.0	193.5	8.0	9.4	15.2	1.14
56	100.0	193.5	8.0	9.4	15.2	1.14
57	100.0	215.0	8.0	13.71	13.7	1.37
58	100.0	204.29	8.0	12.9	14.9	1.29
59	100.0	193.5	8.0	10.7	16.7	1.07
60	100.0	193.5	8.0	10.7	16.7	1.07

Plot No.	Area (sq. m)	Proposed Area (sq. m)	Setback (m)	Frontage (m)	Depth (m)	Area Ratio
61	100.0	152.9	8.0	9.4	16.8	1.14
62	100.0	152.9	8.0	9.4	16.8	1.14
63	100.0	209.6	8.0	13.71	12.8	1.37
64	100.0	209.6	8.0	13.71	12.8	1.37
65	100.0	209.6	8.0	13.71	12.8	1.37
66	100.0	152.9	8.0	9.4	16.8	1.14
67	100.0	152.9	8.0	9.4	16.8	1.14
68	100.0	209.6	8.0	13.71	12.8	1.37
69	100.0	209.6	8.0	13.71	12.8	1.37
70	100.0	185.9	8.0	10.97	16.8	1.09
71	100.0	185.9	8.0	10.97	16.8	1.09
72	100.0	185.9	8.0	10.97	16.8	1.09
73	100.0	185.9	8.0	10.97	16.8	1.09
74	100.0	185.9	8.0	10.97	16.8	1.09
75	100.0	185.9	8.0	10.97	16.8	1.09
76	100.0	185.9	8.0	10.97	16.8	1.09
77	100.0	185.9	8.0	10.97	16.8	1.09
78	100.0	185.9	8.0	10.97	16.8	1.09
79	100.0	204.29	8.0	12.9	16.8	1.29
80	100.0	204.29	8.0	12.9	16.8	1.29
81	100.0	152.2	8.0	9.4	16.8	1.14
82	100.0	152.2	8.0	9.4	16.8	1.14
83	100.0	152.2	8.0	9.4	16.8	1.14
84	100.0	152.2	8.0	9.4	16.8	1.14
85	100.0	152.2	8.0	9.4	16.8	1.14
86	100.0	152.2	8.0	9.4	16.8	1.14
87	100.0	152.2	8.0	9.4	16.8	1.14
88	100.0	152.2	8.0	9.4	16.8	1.14
89	100.0	152.2	8.0	9.4	16.8	1.14
90	100.0	201.8	8.0	13.71	12.2	1.37
91	100.0	201.8	8.0	13.71	12.2	1.37
92	100.0	201.8	8.0	13.71	12.2	1.37
93	100.0	201.8	8.0	13.71	12.2	1.37
94	100.0	201.8	8.0	13.71	12.2	1.37
95	100.0	201.8	8.0	13.71	12.2	1.37
96	100.0	152.2	8.0	9.4	16.8	1.14
97	100.0	152.2	8.0	9.4	16.8	1.14
98	100.0	152.2	8.0	9.4	16.8	1.14
99	100.0	152.2	8.0	9.4	16.8	1.14
100	100.0	193.5	8.0	9.4	15.2	1.14
101	100.0	193.5	8.0	9.4	15.2	1.14
102	100.0	193.5	8.0	9.4	15.2	1.14
103	100.0	193.5	8.0	9.4	15.2	1.1